

4=1/4 GALV. SPACERS 1/2" LONG.

2=1/4 X 1/2 U-BOLTS

4=1/4 USS WASHERS

4=1/4 LOCK NUTS

1=3/8 X 2 BOLT

4=5/16 SAE WASHERS

4=8MM X 40MM X 1.25 BOLTS

1=8MM X 30MM X 1.25 BOLT

5=3/16 X 1 ZINC PLATED WASHERS

4=1/4 ROD CAPS(USED ON EXISTING THREADS OF U-BOLTS)

4=1 1/2" ROUND PLUGS THESE WILL INSERT INTO THE ENDS OF THE 1 1/2" ROUND PIPE.



RBG-18


2005 HONDA FOREMAN/RUBICON 500

USE THE 1/4 X 1/2 U-BOLTS AND 1/4 USS WASHERS AND 1/4 LOCK NUTS TO MOUNT THE TOP OF THE BUMPER TO THE ATV.

1/4 X 1/2 U-BOLT

1/4 USS WASHERS

1/4 LOCK NUTS



THE (4) 5/16 SAE WASHERS WILL BE USED BEHIND THIS BRACKET AS A SPACER.


IN ORDER TO MOUNT THE BOTTOM PART OF THE BUMPER MUST REMOVE THE LARGE BOLT THAT HOLDS THE MUFFLER BRACKET AND INSTALL THE BRACKET SUPPLIED AND INSTALL THE BOLTS AND WASHERS THAT ARE SHOWN HERE.

8MM X 30MM X 1.25 BOLT

3/8 X 2 BOLT AND 3/8 LOCK NUT

8MM X 40MM X 1.25 BOLTS


3/16 X 1 ZINC WASHERS



THIS IS A PIC. OF THE OPPOSITE SIDE.

8MM X 40MM X 1.25 BOLTS

3/16 X 1 ZINC WASHERS



THESE GALV. SPACERS WILL BE USED ON BOTH SIDES WHEN MOUNTING THE BOTTOM BRACKETS TO THE ATV. 1/4 GALV. SPACERS 1/2" LONG

