

- 10=5/16 LOCK NUTS-A
- 18=5/16 USS WASHERS-B
- 6=5/16 X 1 BOLTS-C
- 2=5/16 X 1 3/8" LOCKING PINS-D
- 2=1100 B7X3/16 TRIM LOCK
- 18 1/2" LONG PC'S.-E
- 2=5/16 X 1 1/4 SQAURE U-BOLTS-F

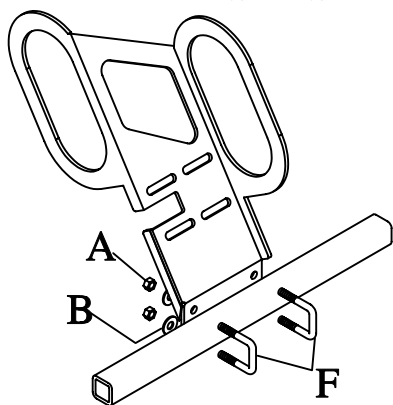


#DBB105

DOUBLE BOOT BRACKET TO FIT WITH THE REAR TOOL BAR MOUNT ON BIG RED WITH THE REAR CAGE SCREEN.

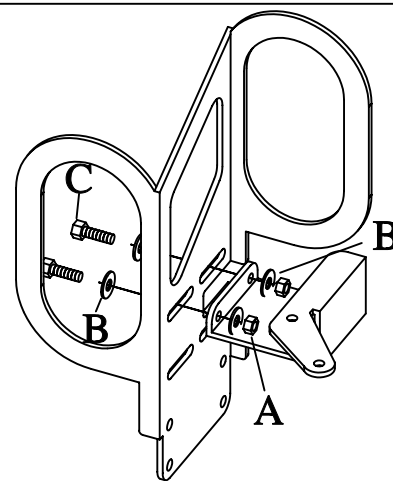
MOUNT THE MAIN BRACKET TO THE TOOL BAR.

1ST STEP



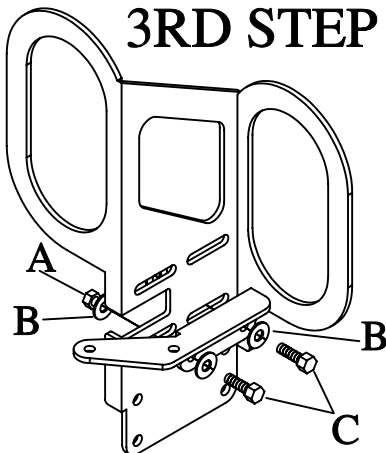
2ND STEP

MOUNT THE REAR BOOT ADJUSTMENT BRACKET. ONCE THE BOOT IS INSTALLED THIS BRACKET WILL ADJUST FORWARD OR BACKWARD FOR PROPER BOOT FIT INTO THE RING.



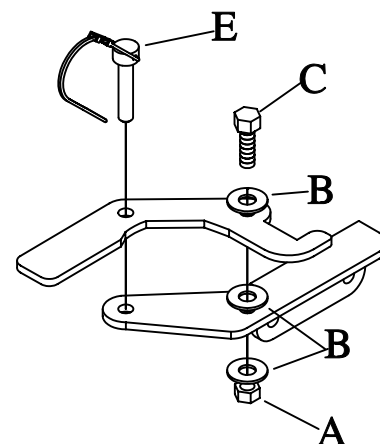
MOUNT THE FRONT BOOT ADJUSTMENT BRACKET. ONCE THE BOOT IS INSTALLED THIS BRACKET WILL ADJUST FORWARD OR BACKWARD FOR PROPER BOOT FIT INTO THE RING.

3RD STEP



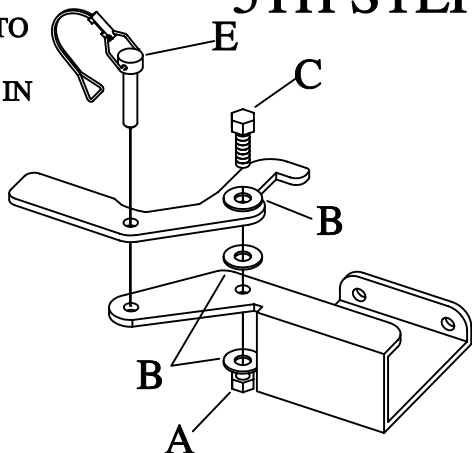
4TH STEP

MOUNT THE LATCH TO THE ADJUSTMENT BRACKET AS SHOWN IN ILLUSTRATION.

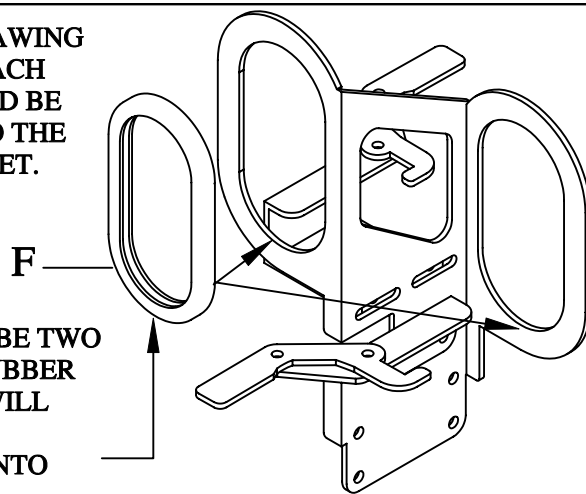


MOUNT THE LATCH TO THE ADJUSTMENT BRACKET AS SHOWN IN ILLUSTRATION.

5TH STEP



THIS IS A DRAWING OF WHERE EACH PIECE SHOULD BE MOUNTED TO THE MAIN BRACKET.



THERE WILL BE TWO PIECES OF RUBBER TRIM THAT WILL HAVE TO BE INSTALLED INTO THE RINGS.