

2=5/16 X 1" BOLTS-A
2=5/16 X 2 3/4" BOLTS-B
24=5/16 USS WASHERS-C
12=5/16 LOCK NUTS-D
8=5/16 X 1 3/4" BOLTS-E
2=1/4 X 1 TORX HEAD
SCREWS-F

2=1/2" WING BOLTS-G
4=3/4" PLUGS-H
2=1" PLUGS-I
4=1/2" LONG SPACERS
(91868A280)-J
4=3/8 X 2" BOLTS-K

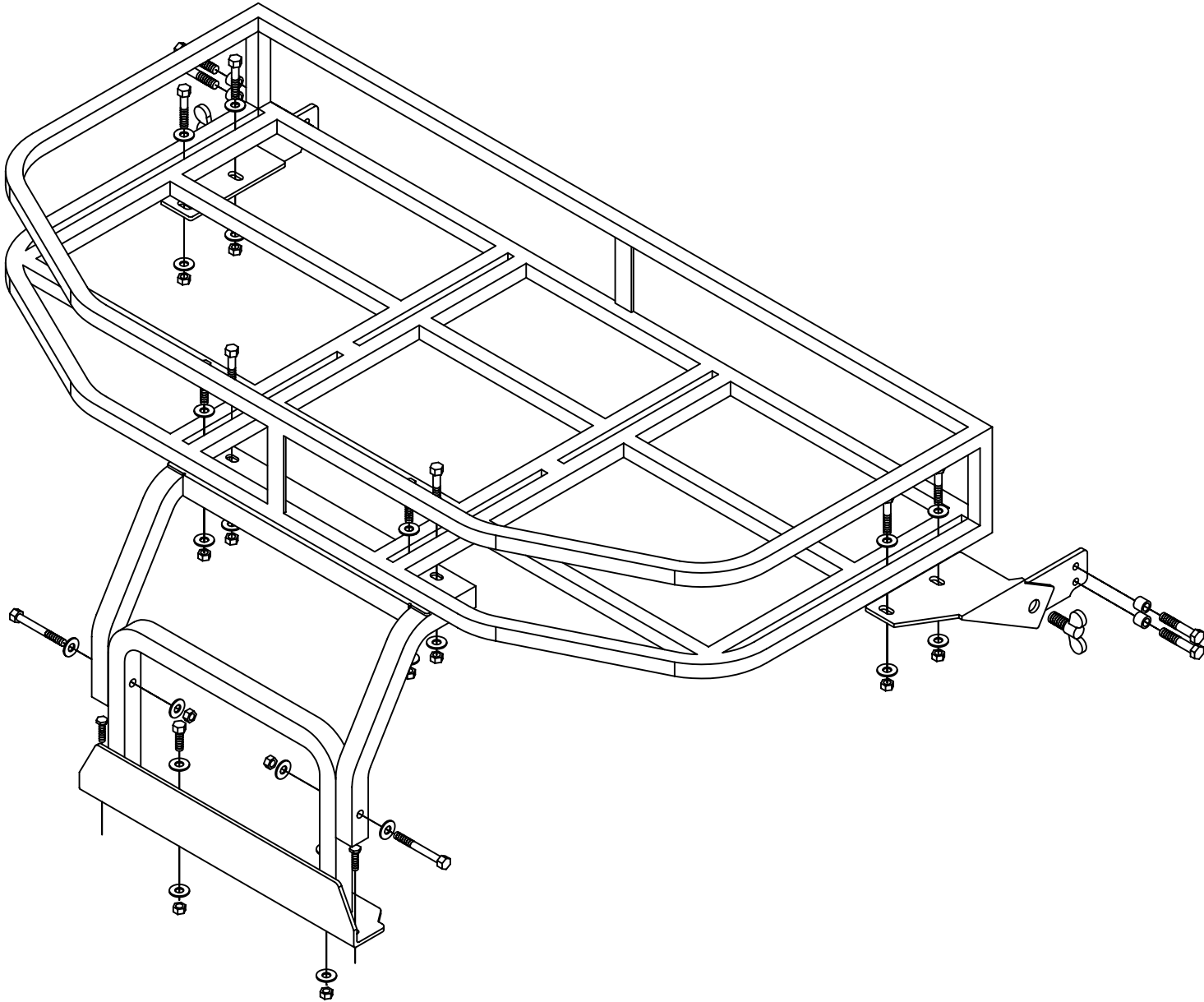
STRONG SMMADE™

BY SAVANT MANUFACTURING, INC.

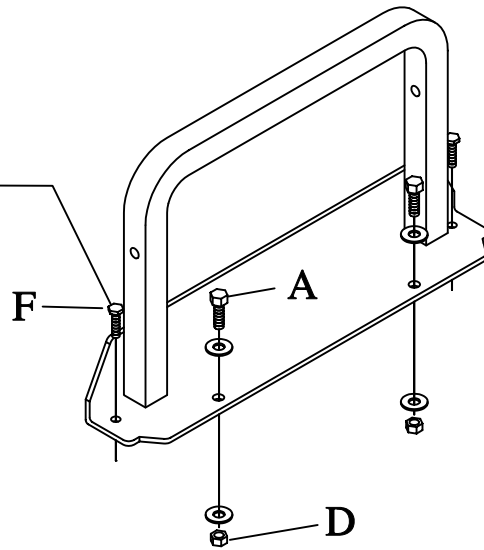
www.savantmfg.com

242

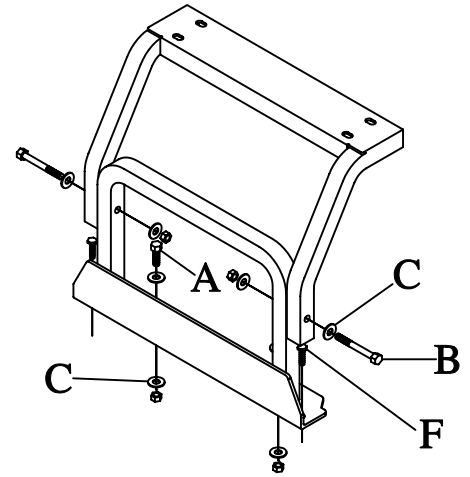
**FRONT RACK POLARIS
RANGERS 700 XP'S**



**MOUNT MAIN BRACKET TO FRONT BUMPER OF MACHINE.
MUST DRILL A 7/32 HOLE FOR THE 1/4 TORX SCREWS(F).**

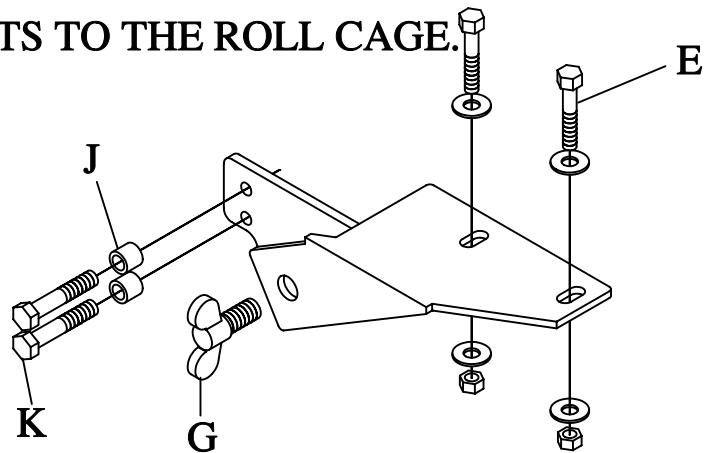


MOUNT THE RACK SUPPORT BRACKET THE MAIN BRACKET.



MOUNT THE REAR SUPPORT BRACKETS TO THE ROLL CAGE.

REMOVE THE STOCK GOLD BOLTS AND LOCK NUTS. MOUNT THE SMALL FLAT BAR BRACKET TO THE ROLL CAGE WITH THE 3/8 X 2 BOLTS AND SPACERS.



MOUNT THE BASKET TO THE FRONT AND REAR BRACKETS.

