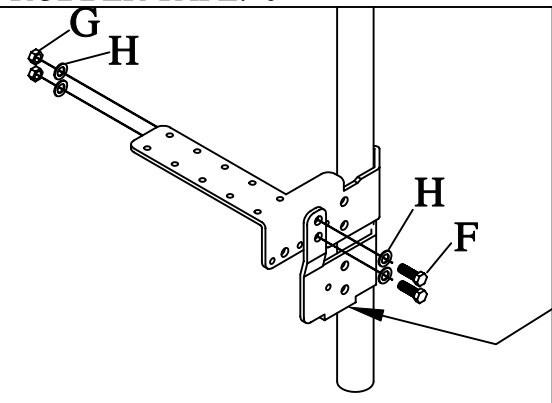


- 2=5/16 X 1 BOLTS-A
- 10=5/16 SAE WASHER-B
- 4=5/16 X 2 1/2 BOLTS-C
- 5=5/16 LOCK NUTS-D
- 2=RUBBER STRAPS (3891T16)
- 6=SBR RUBBER STEM BUMPER PLUGS (9309K19)-E
- 2=7/16 X 1 1/4 BOLTS-F
- 4=7/16 LOCK NUTS-G
- 8=7/16 SAE WASHERS-H
- 2=7/16 X 2" BOLTS-I
- 1=1/16" X 2" X 9" LONG NEOPRENE FOAM RUBBER TAPE. -J

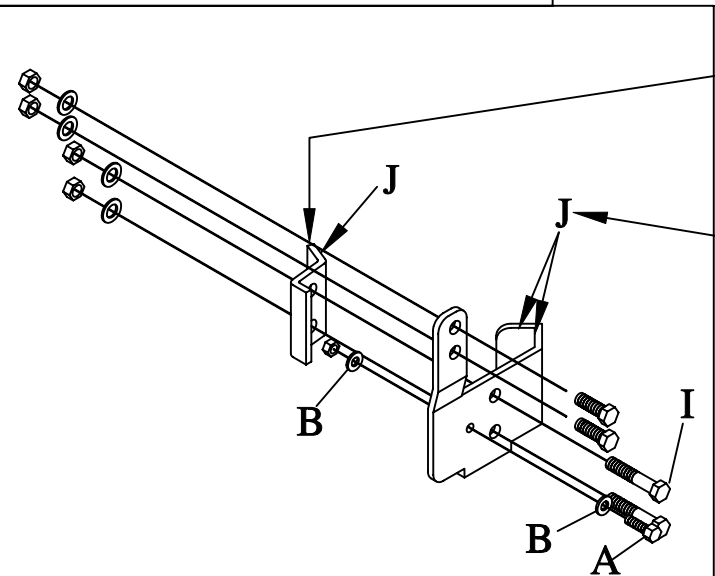


ICC102

UNIVERSAL TOOLBAR MOUNTED ICE CHEST CARRIER.

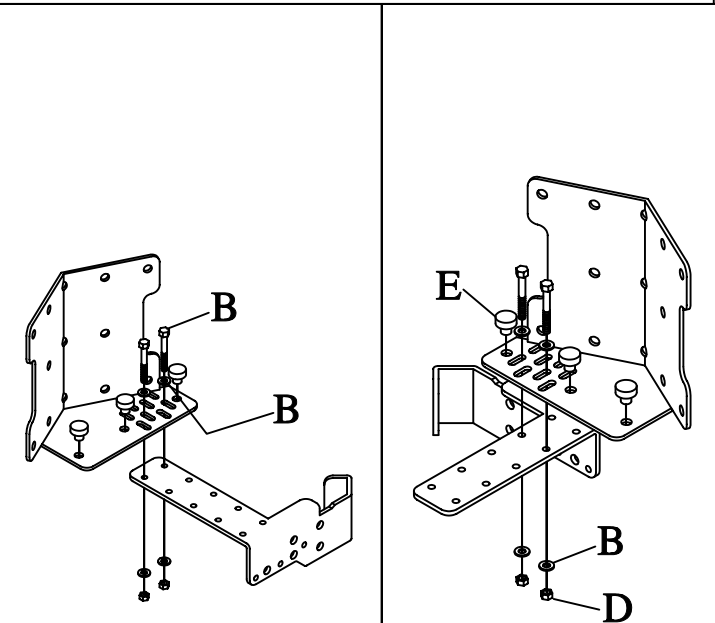


MOUNT THE EXTRA MOUNTING BRACKET SUPPLIED IN THE HARDWARE TO THE BRACKET YOU HAVE NOW. THIS EXTRA BRACKET IS TO HELP SUPPORT THE WEIGHT OF THE ICE COOLER.



THIS IS THE SMALL BRACKET THAT IS USED TO MOUNT THE BRACKET TO THE ROLL CAGES.

USE THE NEOPRENE FOAM RUBBER TAPE IN THE LOCATIONS THAT ARE MARKED WITH THE LETTER (J). THIS IS USED TO HELP NOT TO SCRATCH THE PAINT ON THE ROLL CAGE.



MOUNT THE LARGE BRACKETS THAT HOLD THE ICE COOLER TO THE BRACKET THE IS ON THE ROLL CAGE. MAKE SURE TO SQUEEZE THE BRACKETS TOGETHER AGAINST THE COOLER BEFORE YOU TIGHTEN THE BOLTS.



RUN THE STRAPS AROUND THE COOLER AND DOWN THROUGH THE HANDLES TO SECURE IT INTO THE BRACKETS.